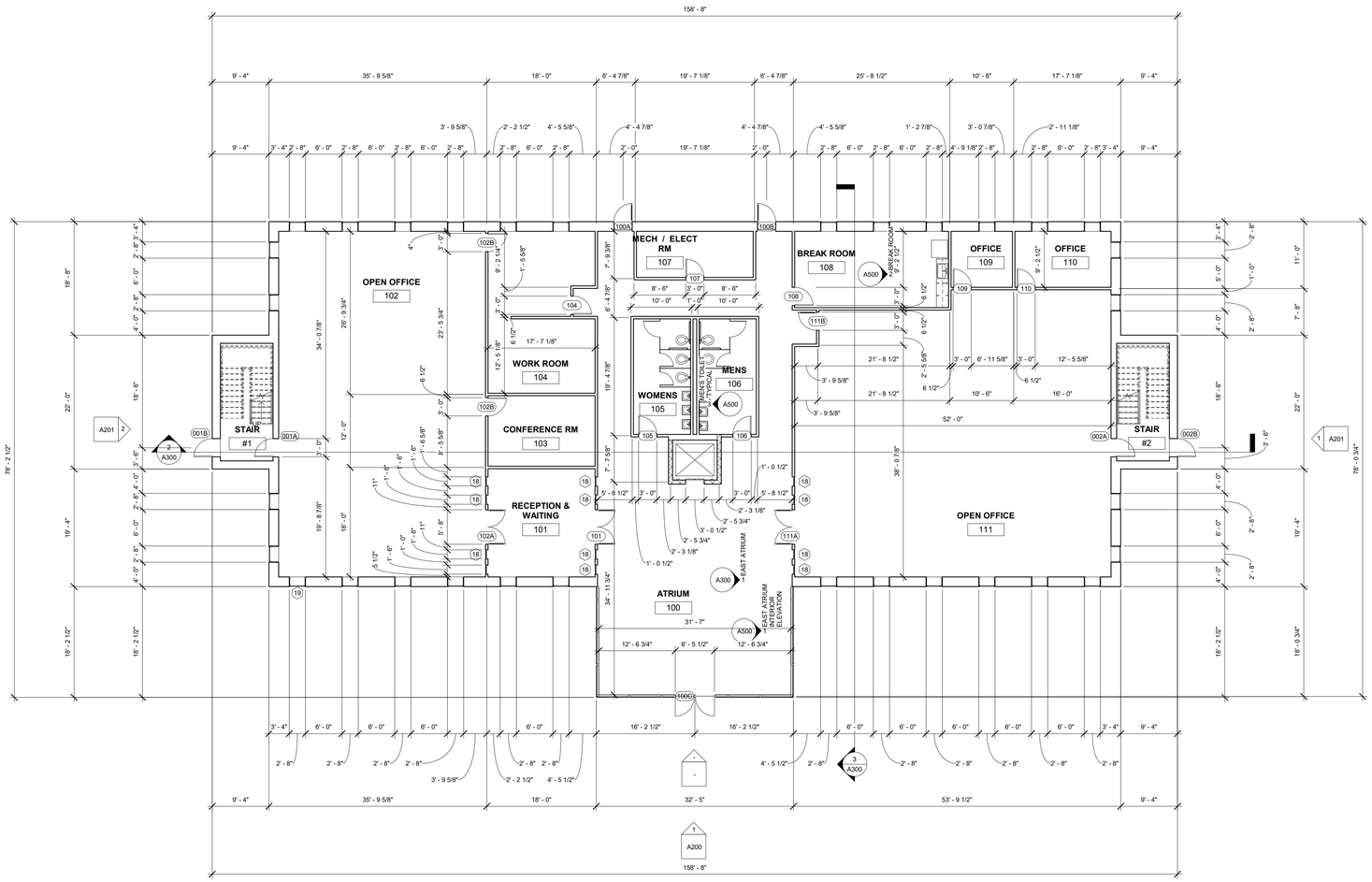

1 LEVEL 1
1/8" = 1'-0"

AUTODESK

www.autodesk.com/revit

Consultant
Address
Address
Address
Phone

Consultant
Address
Address
Address
Phone

Consultant
Address
Address
Address
Phone

Consultant
Address
Address
Address
Phone

Consultant
Address
Address
Address
Phone

No.	Description	Date

ZEPEDA

HARBOR VIEW OFFICES

LEVEL 1 FLOOR PLAN

Project Number	2024-0043
Date	4-29-2024
Drawn By	SZEPEDA
Checked By	BCHECKER

A101

Scale 1/8" = 1'-0"

5/17/2024 8:12:27 PM

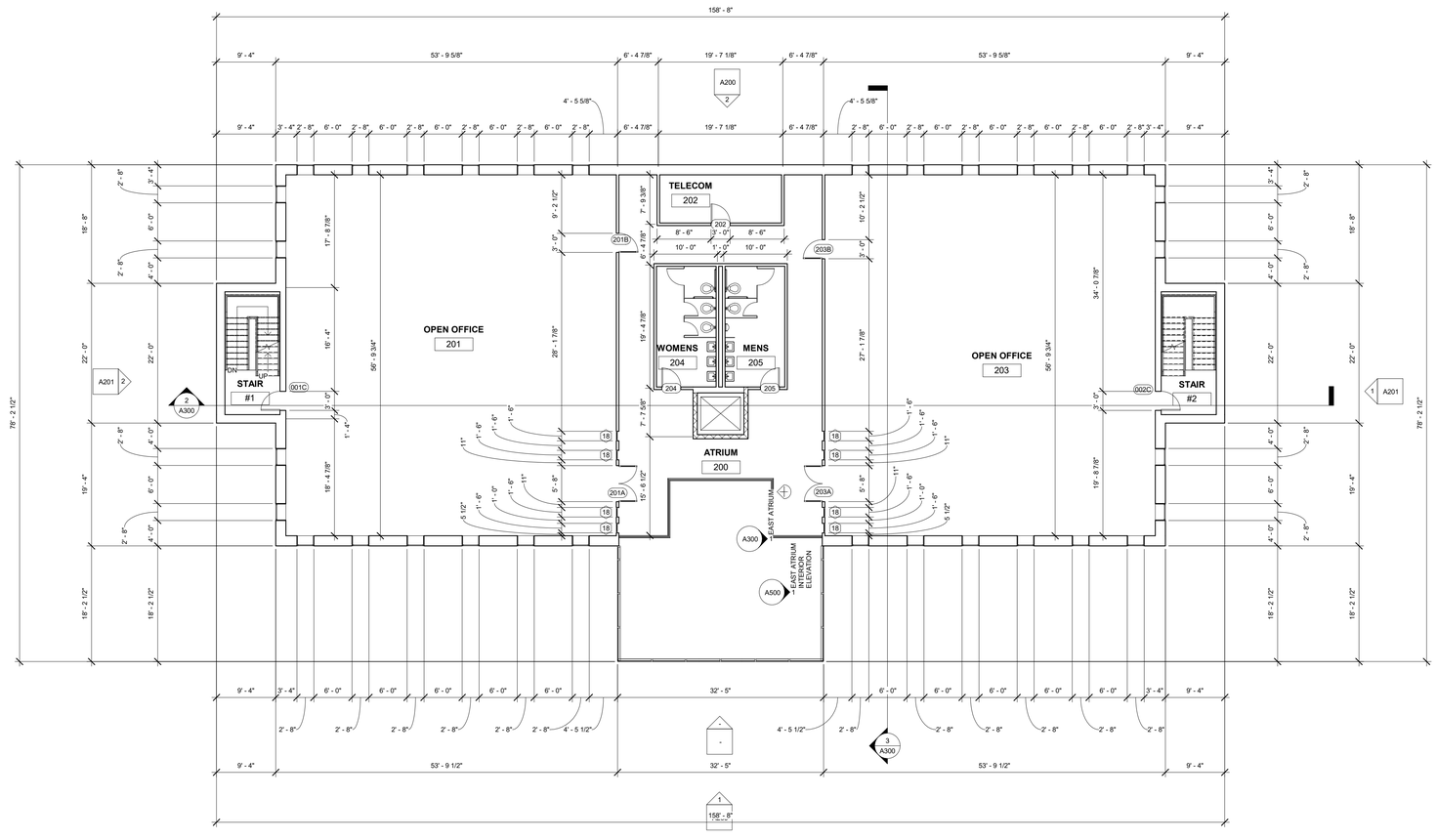

1 LEVEL 2
1/8" = 1'-0"

AUTODESK

www.autodesk.com/revit

Consultant
Address
Address
Address
Phone

Consultant
Address
Address
Address
Phone

Consultant
Address
Address
Address
Phone

Consultant
Address
Address
Address
Phone

Consultant
Address
Address
Address
Phone

No.	Description	Date

ZEPEDA

HARBOR VIEW OFFICES

LEVEL 2 FLOOR PLAN

Project Number	2024-0043
Date	4-29-2024
Drawn By	SZEPEDA
Checked By	BCHECKER

A102

Scale 1/8" = 1'-0"

5/17/2024 8:12:28 PM

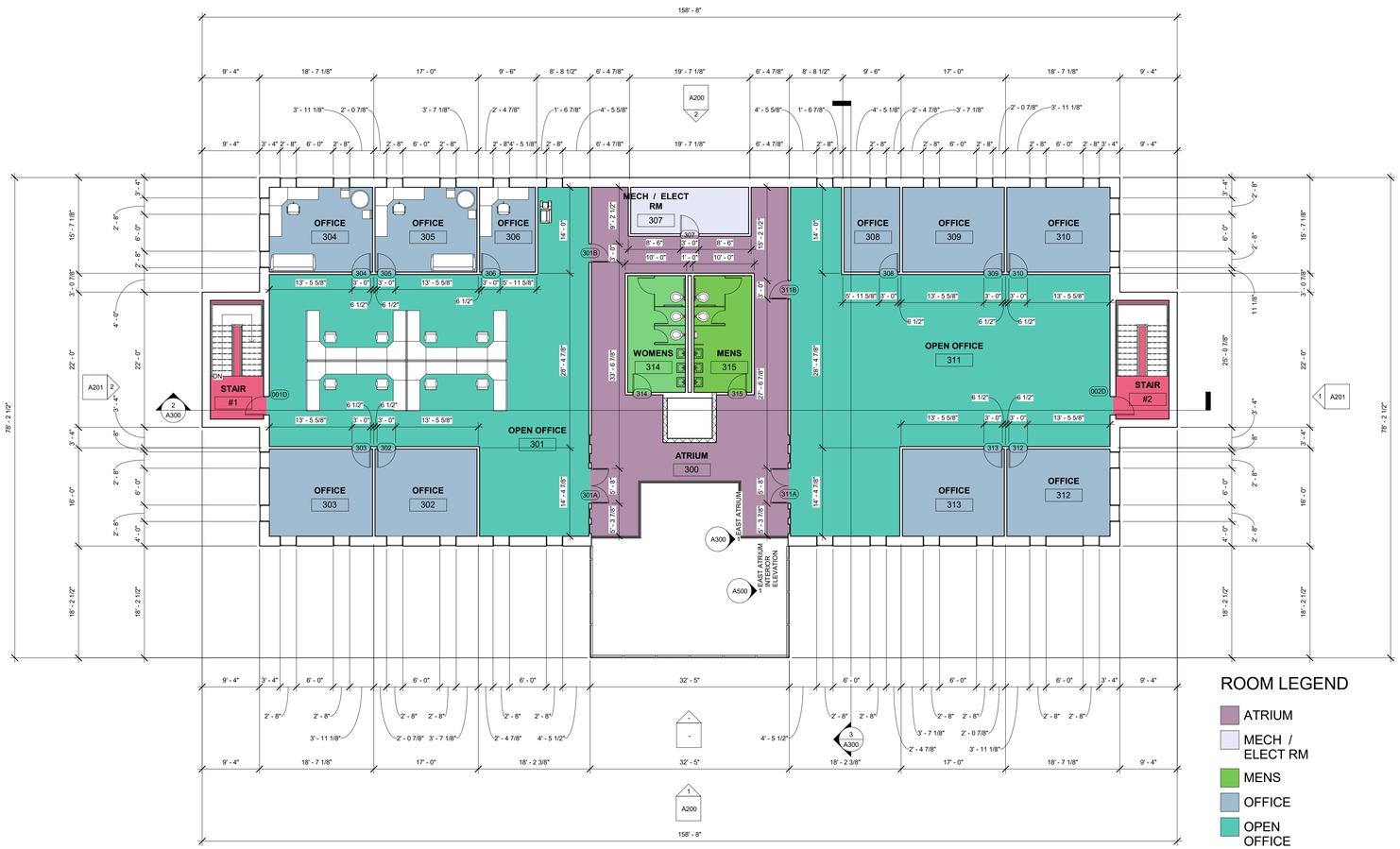

ROOM LEGEND

- ATRIUM
- MECH / ELECT RM
- MENS
- OFFICE
- OPEN OFFICE
- STAIR
- WOMENS

1 LEVEL 3
1/8" = 1'-0"

AUTODESK

www.autodesk.com/revit

Consultant
Address
Address
Address
Phone

Consultant
Address
Address
Address
Phone

Consultant
Address
Address
Address
Phone

Consultant
Address
Address
Address
Phone

Consultant
Address
Address
Address
Phone

No.	Description	Date

ZEPEDA

HARBOR VIEW OFFICES

LEVEL 3 FLOOR PLAN

Project Number	2024-0043
Date	4-29-2024
Drawn By	SZEPEDA
Checked By	BCHECKER

A103

Scale 1/8" = 1'-0"

5/17/2024 8:12:30 PM

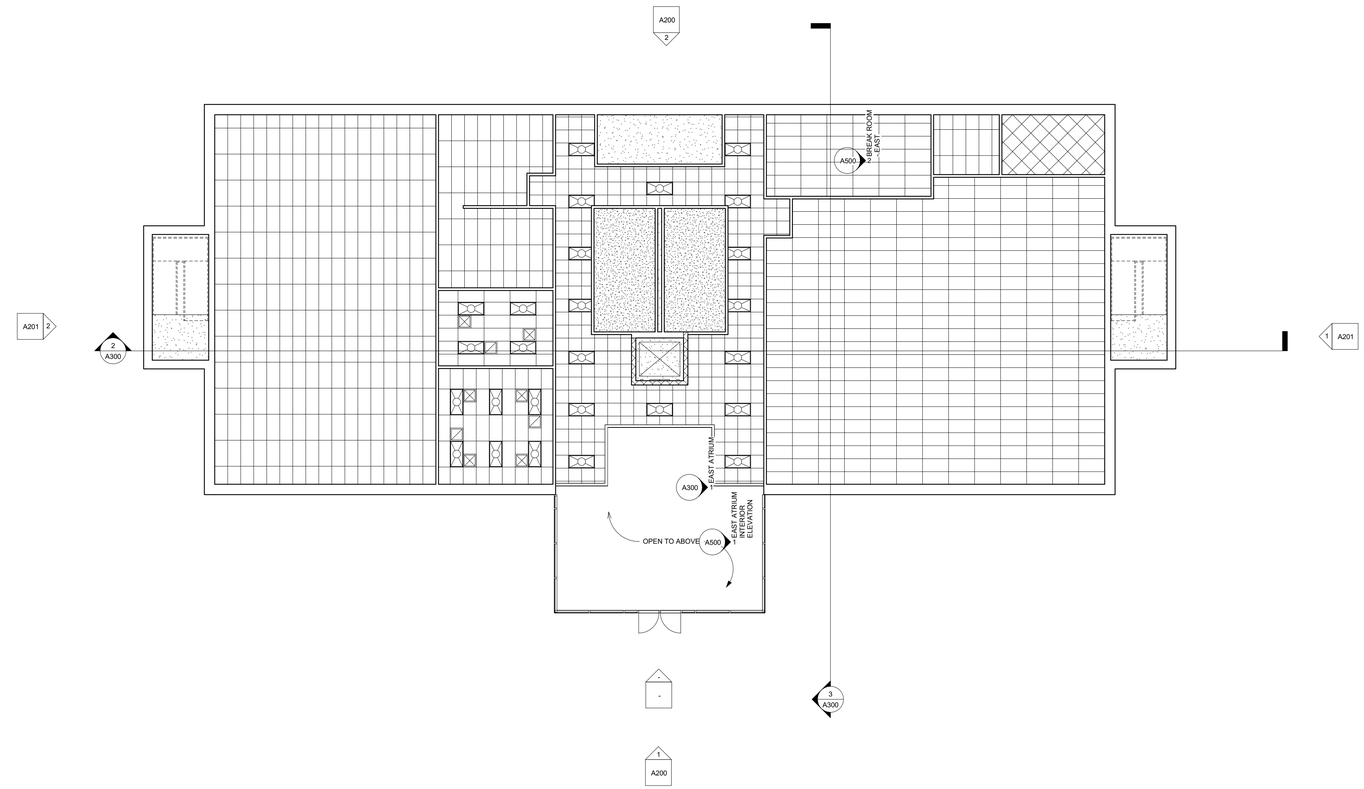

1 LEVEL 1
1/8" = 1'-0"

AUTODESK

www.autodesk.com/revit

Consultant
Address
Address
Address
Phone

Consultant
Address
Address
Address
Phone

Consultant
Address
Address
Address
Phone

Consultant
Address
Address
Address
Phone

Consultant
Address
Address
Address
Phone

No.	Description	Date

ZEPEDA

HARBOR VIEW OFFICES

LEVEL 1 REFLECTED CEILING PLAN

Project Number	2024-0043
Date	4-29-2024
Drawn By	SZEPEDA
Checked By	BCHECKER

A111

Scale	1/8" = 1'-0"

5/17/2024 6:12:30 PM

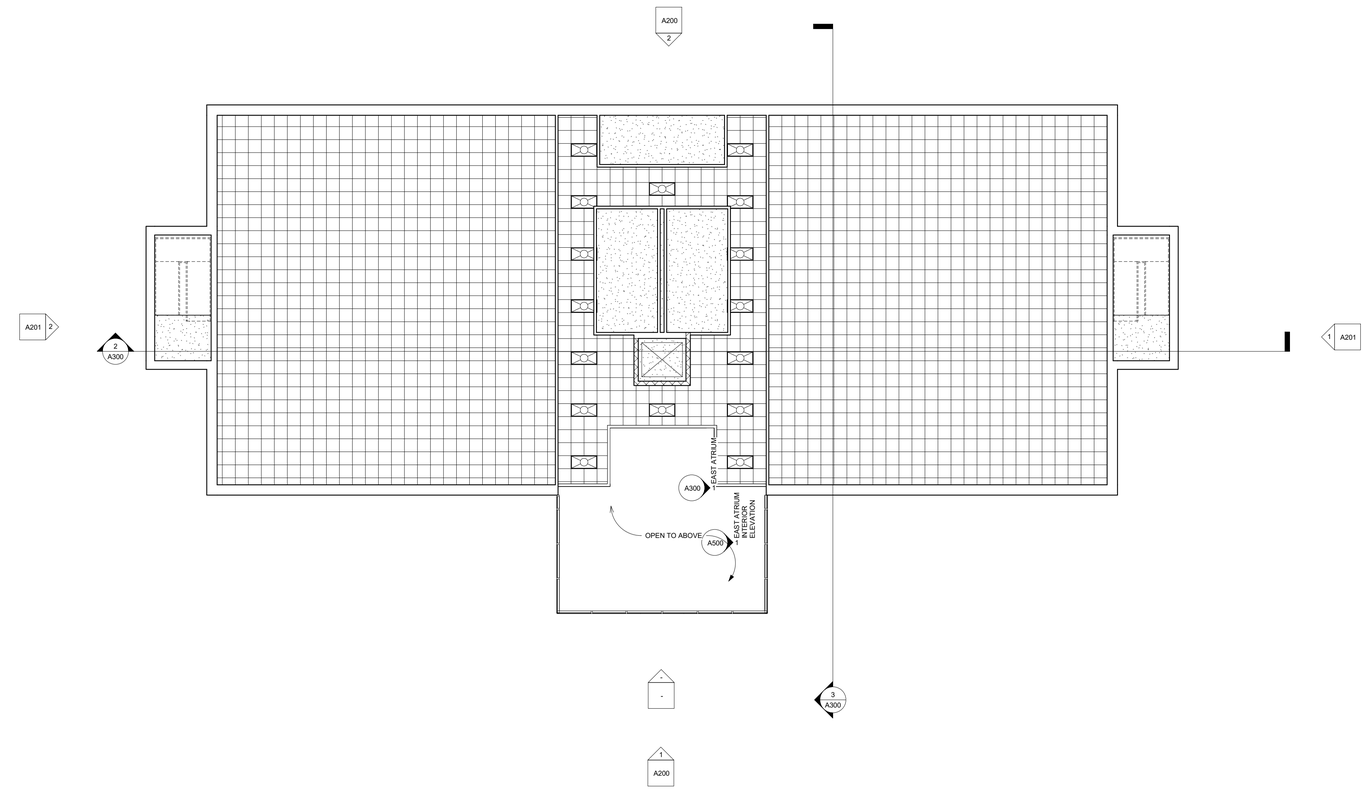

1 LEVEL 2
1/8" = 1'-0"

AUTODESK

www.autodesk.com/revit

Consultant
Address
Address
Address
Phone

Consultant
Address
Address
Address
Phone

Consultant
Address
Address
Address
Phone

Consultant
Address
Address
Address
Phone

Consultant
Address
Address
Address
Phone

No.	Description	Date

ZEPEDA

HARBOR VIEW OFFICES

LEVEL 2 REFLECTED CEILING PLAN

Project Number	2024-0043
Date	4-29-2024
Drawn By	SZEPEDA
Checked By	BCHECKER

A112

Scale	1/8" = 1'-0"

5/17/2024 8:12:31 PM

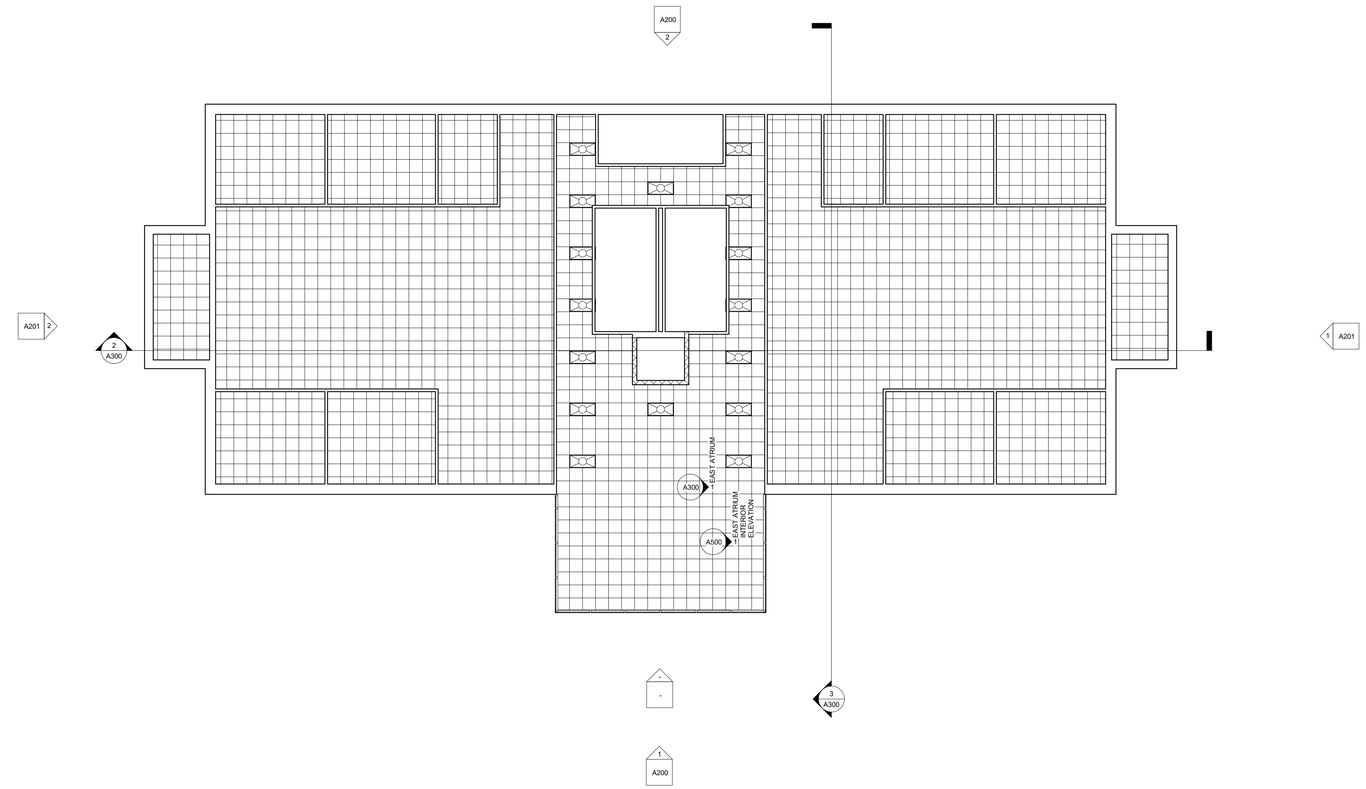

1 LEVEL 3
1/8" = 1'-0"

AUTODESK

www.autodesk.com/revit

Consultant
Address
Address
Address
Phone

Consultant
Address
Address
Address
Phone

Consultant
Address
Address
Address
Phone

Consultant
Address
Address
Address
Phone

Consultant
Address
Address
Address
Phone

No.	Description	Date

ZEPEDA

HARBOR VIEW OFFICES

LEVEL 3 REFLECTED CEILING PLAN

Project Number	2024-0043
Date	4-29-2024
Drawn By	SZEPEDA
Checked By	BCHECKER

A113

Scale	1/8" = 1'-0"

5/17/2024 6:12:31 PM

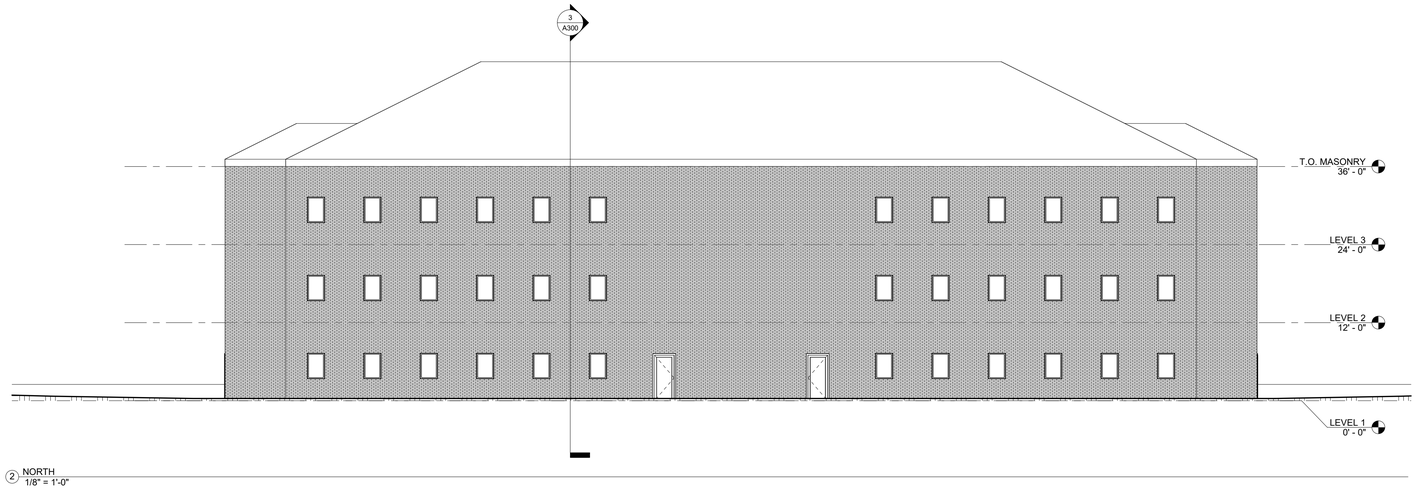

2 NORTH
1/8" = 1'-0"

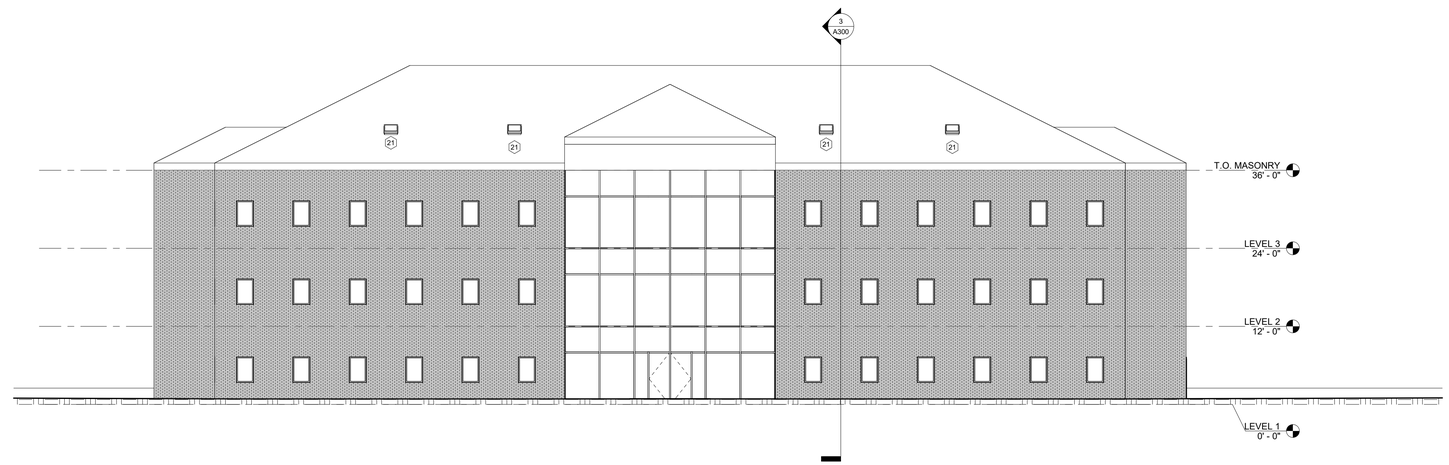

1 SOUTH
1/8" = 1'-0"

AUTODESK

www.autodesk.com/revit

Consultant
Address
Address
Address
Phone

Consultant
Address
Address
Address
Phone

Consultant
Address
Address
Address
Phone

Consultant
Address
Address
Address
Phone

Consultant
Address
Address
Address
Phone

No.	Description	Date

ZEPEDA

HARBOR VIEW OFFICES

EXTERIOR ELEVATIONS

Project Number	2024-0043
Date	4-29-2024
Drawn By	SZEPEDA
Checked By	BCHECKER

A200

Scale 1/8" = 1'-0"

5/17/2024 8:12:38 PM

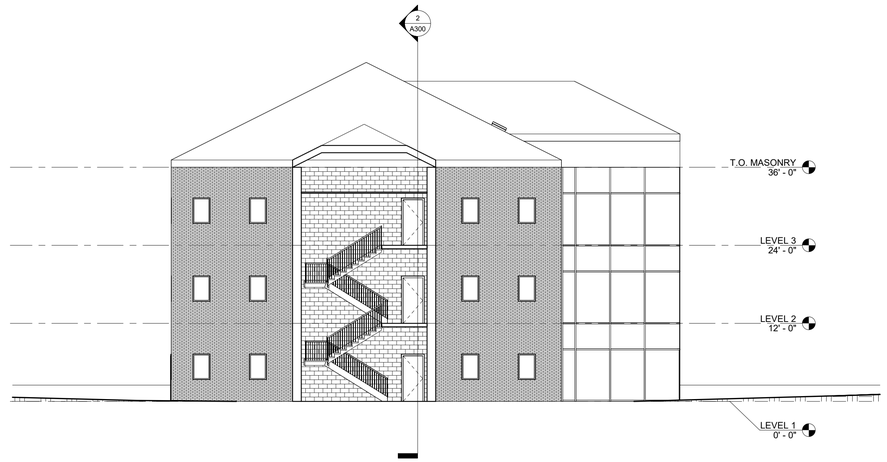

2 WEST
1/8" = 1'-0"

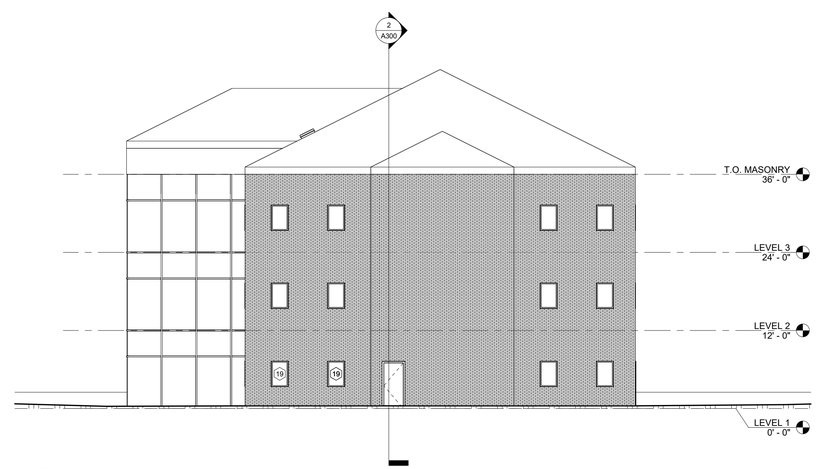

1 EAST
1/8" = 1'-0"

AUTODESK

www.autodesk.com/revit

Consultant
Address
Address
Address
Phone

Consultant
Address
Address
Address
Phone

Consultant
Address
Address
Address
Phone

Consultant
Address
Address
Address
Phone

Consultant
Address
Address
Address
Phone

No.	Description	Date

ZEPEDA

HARBOR VIEW OFFICES

EXTERIOR ELEVATIONS

Project Number	2024-0043
Date	4-29-2024
Drawn By	SZEPEDA
Checked By	BCHECKER

A201

Scale	1/8" = 1'-0"

5/17/2024 8:12:43 PM

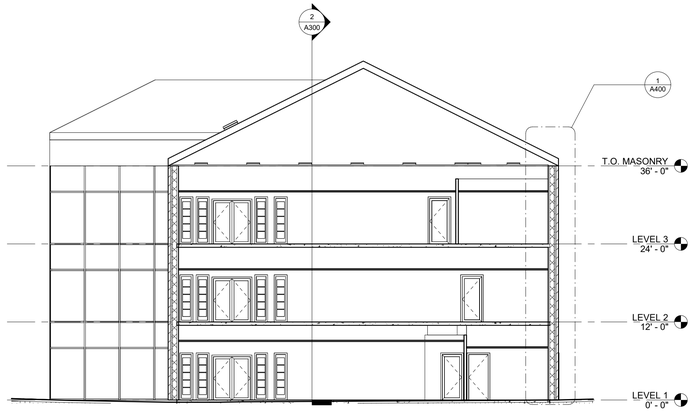

3 WEST ATRIUM
1/8" = 1'-0"

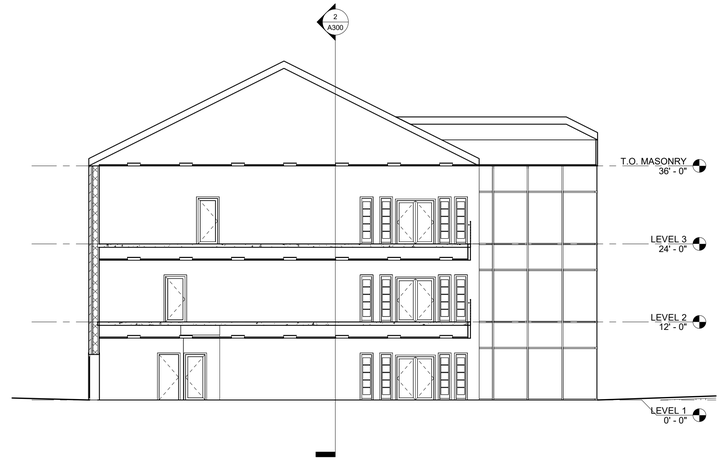

1 EAST ATRIUM
1/8" = 1'-0"

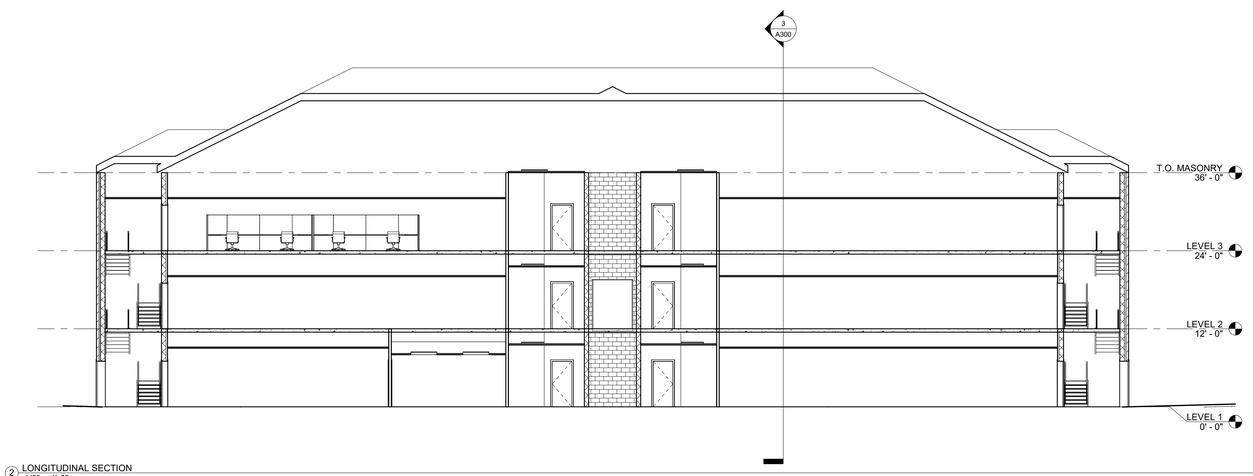

2 LONGITUDINAL SECTION
1/8" = 1'-0"

AUTODESK

www.autodesk.com/revit

Consultant
Address
Address
Address
Phone

Consultant
Address
Address
Address
Phone

Consultant
Address
Address
Address
Phone

Consultant
Address
Address
Address
Phone

Consultant
Address
Address
Address
Phone

No.	Description	Date

ZEPEDA

HARBOR VIEW OFFICES

BUILDING SECTIONS

Project Number	2024-0043
Date	4-29-2024
Drawn By	SZEPEDA
Checked By	BCHECKER

A300

Scale	1/8" = 1'-0"

5/17/2024 8:12:44 PM

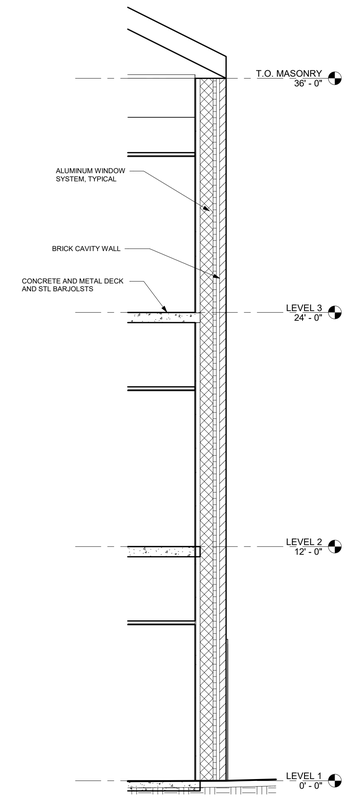

1 WALL CROSS SECTION
3/8" = 1'-0"

AUTODESK

www.autodesk.com/revit

Consultant
Address
Address
Address
Phone

Consultant
Address
Address
Address
Phone

Consultant
Address
Address
Address
Phone

Consultant
Address
Address
Address
Phone

Consultant
Address
Address
Address
Phone

No.	Description	Date

ZEPEDA

HARBOR VIEW OFFICES

WALL SECTIONS

Project Number	2024-0043
Date	4-29-2024
Drawn By	SZEPEDA
Checked By	BCHECKER

A400

Scale	3/8" = 1'-0"

5/17/2024 6:12:44 PM

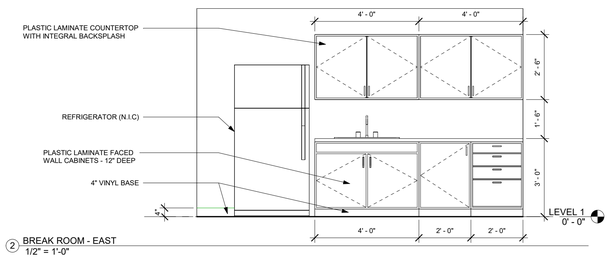

2 BREAK ROOM - EAST
1/2" = 1'-0"

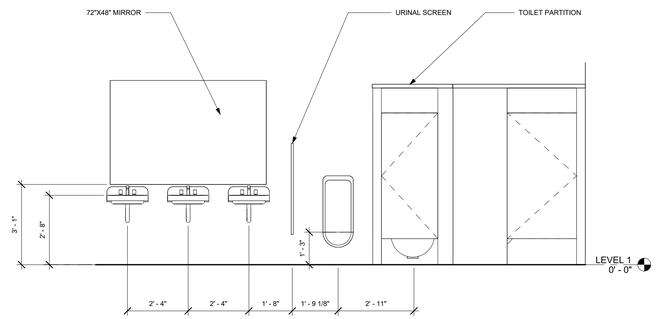

3 MEN'S TOILET - TYPICAL
1/2" = 1'-0"

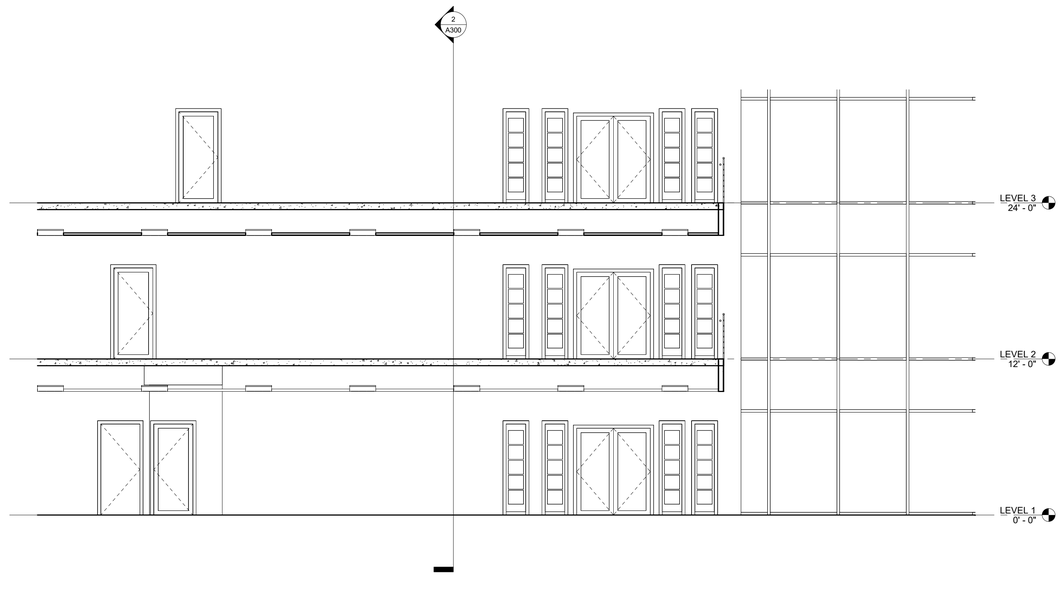

1 EAST ATRIUM INTERIOR ELEVATION
1/4" = 1'-0"

AUTODESK

www.autodesk.com/revit

Consultant
Address
Address
Address
Phone

Consultant
Address
Address
Address
Phone

Consultant
Address
Address
Address
Phone

Consultant
Address
Address
Address
Phone

Consultant
Address
Address
Address
Phone

No.	Description	Date

ZEPEDA

HARBOR VIEW OFFICES

INTERIOR ELEVATIONS

Project Number	2024-0043
Date	4-29-2024
Drawn By	SZEPEDA
Checked By	BCHECKER

A500

Scale	As indicated

5/17/2024 8:12:45 PM

KEYNOTE LEGEND	
KEY VALUE	KEYNOTE TEXT
06 16 00.C3	1/2" Particleboard
06 16 00.C7	1" Particleboard
06 22 00.A2	1x2 Wood Trim
06 22 00.A4	1x4 Wood Trim
09 22 16.13.I4	3 5/8" Metal Runner

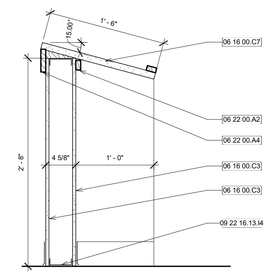

3 3/600 FIXED STUDENT DESK
1 1/2" = 1'-0"

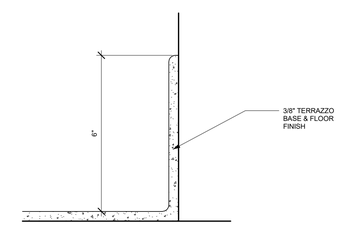

2 2/600 TERRAZZO BASE DETAIL
6" = 1'-0"

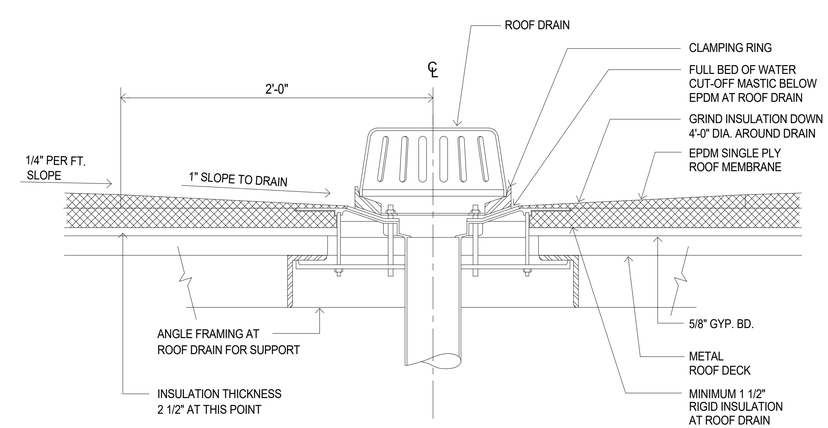

1 1/600 TYPICAL ROOF DRAIN DETAIL
3" = 1'-0"

AUTODESK

www.autodesk.com/revit

Consultant
Address
Address
Address
Phone

Consultant
Address
Address
Address
Phone

Consultant
Address
Address
Address
Phone

Consultant
Address
Address
Address
Phone

Consultant
Address
Address
Address
Phone

No.	Description	Date

ZEPEDA

HARBOR VIEW OFFICES

DETAILS

Project Number	2024-0043
Date	4-29-2024
Drawn By	SZEPEDA
Checked By	BCHECKER

A600

Scale	As indicated

5/17/2024 8:12:45 PM

ROOM SCHEDULE

NUMBER	NAME	BASE FINISH	FLOOR FINISH	WALL FINISH	CEILING FINISH	AREA
#1	STAIR					168 SF
#2	STAIR					168 SF
100	ATRIUM					1843 SF
101	RECEPTION & WAITING					313 SF
102	OPEN OFFICE					1932 SF
103	CONFERENCE RM					204 SF
104	WORK ROOM					443 SF
105	WOMENS	COVED CT	CT	CT	GYP BD	178 SF
106	MENS	COVED CT	CT	CT	GYP BD	178 SF
107	MECH / ELECT RM					145 SF
108	BREAK ROOM					317 SF
109	OFFICE					93 SF
110	OFFICE					145 SF
111	OPEN OFFICE					2345 SF
200	ATRIUM					1802 SF
201	OPEN OFFICE					2954 SF
202	TELECOM					145 SF
203	OPEN OFFICE					2954 SF
204	WOMENS	COVED CT	CT	CT	GYP BD	178 SF
205	MENS	COVED CT	CT	CT	GYP BD	178 SF
300	ATRIUM					1039 SF
301	OPEN OFFICE					1834 SF
302	OFFICE	WOOD	CARPET 1	VWC 1	ACT 1	236 SF
303	OFFICE	WOOD	CARPET 1	VWC 1	ACT 1	239 SF
304	OFFICE	WOOD	CARPET 1	VWC 1	ACT 1	232 SF
305	OFFICE	WOOD	CARPET 1	VWC 1	ACT 1	229 SF
306	OFFICE	WOOD	CARPET 1	VWC 1	ACT 1	125 SF
307	MECH / ELECT RM					145 SF
308	OFFICE	WOOD	CARPET 1	VWC 1	ACT 1	125 SF
309	OFFICE	WOOD	CARPET 1	VWC 1	ACT 1	229 SF
310	OFFICE	WOOD	CARPET 1	VWC 1	ACT 1	232 SF
311	OPEN OFFICE					1834 SF
312	OFFICE	WOOD	CARPET 1	VWC 1	ACT 1	239 SF
313	OFFICE	WOOD	CARPET 1	VWC 1	ACT 1	236 SF
314	WOMENS	COVED CT	CT	CT	GYP BD	178 SF
315	MENS	COVED CT	CT	CT	GYP BD	178 SF

DOOR SCHEDULE

MARK	WIDTH	HEIGHT	FRAME MATERIAL	FRAME TYPE	FIRE RATING
001A	3' - 0"	7' - 0"			
001B	3' - 0"	7' - 0"			
001C	3' - 0"	7' - 0"			
001D	3' - 0"	7' - 0"			
002A	3' - 0"	7' - 0"			
002B	3' - 0"	7' - 0"			
002C	3' - 0"	7' - 0"			
002D	3' - 0"	7' - 0"			
100A	3' - 0"	7' - 0"			
100B	3' - 0"	7' - 0"			
100C	3' - 1 1/2"	7' - 10 3/4"			
100D	3' - 1 1/2"	7' - 10 3/4"			
101	5' - 8"	6' - 8"			
102A	5' - 8"	6' - 8"			
102B	3' - 0"	7' - 0"			
102B	3' - 0"	7' - 0"			
104	3' - 0"	7' - 0"			
105	3' - 0"	7' - 0"			
106	3' - 0"	7' - 0"			
107	3' - 0"	7' - 0"			
108	3' - 0"	7' - 0"			
109	3' - 0"	7' - 0"			
110	3' - 0"	7' - 0"			
111A	5' - 8"	6' - 8"			
111B	3' - 0"	7' - 0"			
201A	5' - 8"	6' - 8"			
201B	3' - 0"	7' - 0"			
202	3' - 0"	7' - 0"			
203A	5' - 8"	6' - 8"			
203B	3' - 0"	7' - 0"			
204	3' - 0"	7' - 0"			
205	3' - 0"	7' - 0"			
301A	5' - 8"	6' - 8"			
301B	3' - 0"	7' - 0"			
302	3' - 0"	7' - 0"			
303	3' - 0"	7' - 0"			
304	3' - 0"	7' - 0"			
305	3' - 0"	7' - 0"			
306	3' - 0"	7' - 0"			
307	3' - 0"	7' - 0"			
308	3' - 0"	7' - 0"			
309	3' - 0"	7' - 0"			
310	3' - 0"	7' - 0"			
311A	5' - 8"	6' - 8"			
311B	3' - 0"	7' - 0"			
312	3' - 0"	7' - 0"			
313	3' - 0"	7' - 0"			
314	3' - 0"	7' - 0"			
315	3' - 0"	7' - 0"			

AUTODESK

www.autodesk.com/revit

Consultant
Address
Address
Address
Phone

Consultant
Address
Address
Address
Phone

Consultant
Address
Address
Address
Phone

Consultant
Address
Address
Address
Phone

Consultant
Address
Address
Address
Phone

No.	Description	Date

ZEPEDA

HARBOR VIEW OFFICES

SCHEDULES

Project Number	2024-0043
Date	4-29-2024
Drawn By	SZEPEDA
Checked By	BCHECKER

A800

Scale

5/17/2024 8:12:46 PM

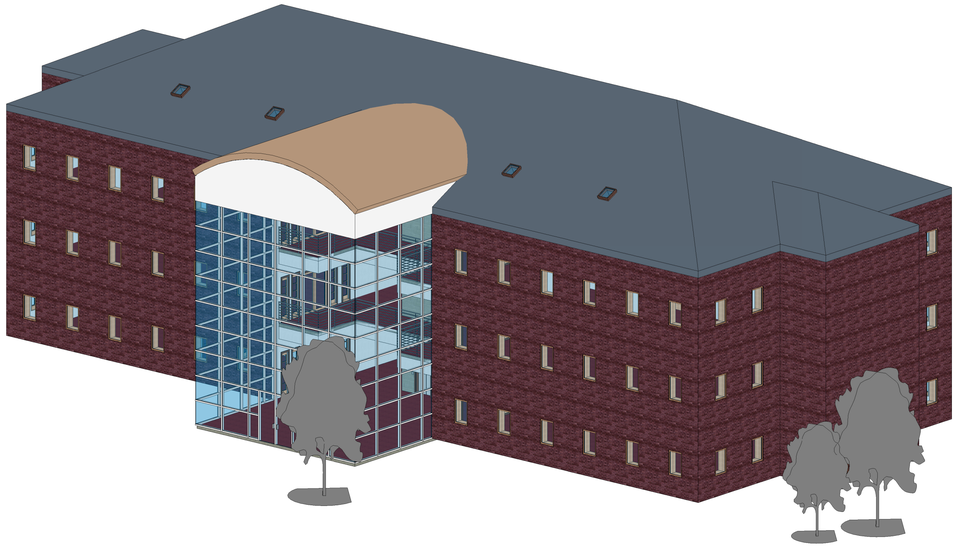

2 ATRIUM-OPTION 2

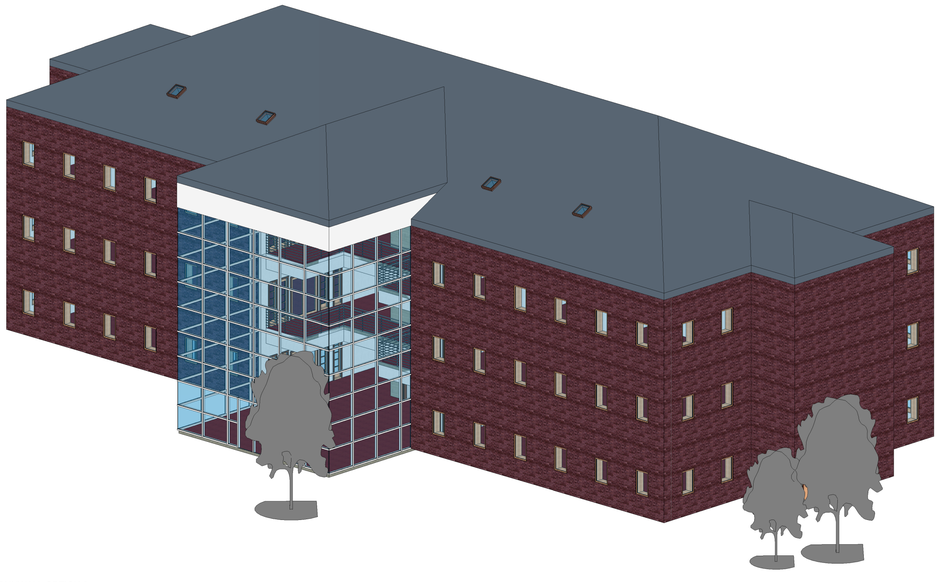

1 CURTAINWALL OPTION 2

AUTODESK

www.autodesk.com/revit

Consultant
Address
Address
Address
Phone

Consultant
Address
Address
Address
Phone

Consultant
Address
Address
Address
Phone

Consultant
Address
Address
Address
Phone

Consultant
Address
Address
Address
Phone

No.	Description	Date

ZEPEDA

HARBOR VIEW OFFICES

ATRIUM OPTIONS

Project Number	2024-0043
Date	4-29-2024
Drawn By	SZEPEDA
Checked By	BCHECKER

A900

Scale

5/17/2024 8:12:55 PM

NEW OFFICE BUILDING



SHEET LIST	
SHEET NUMBER	SHEET NAME
A101	LEVEL 1 FLOOR PLAN
A102	LEVEL 2 FLOOR PLAN
A103	LEVEL 3 FLOOR PLAN
A111	LEVEL 1 REFLECTED CEILING PLAN
A112	LEVEL 2 REFLECTED CEILING PLAN
A113	LEVEL 3 REFLECTED CEILING PLAN
A200	EXTERIOR ELEVATIONS
A201	EXTERIOR ELEVATIONS
A300	BUILDING SECTIONS
A400	WALL SECTIONS
A500	INTERIOR ELEVATIONS
A600	DETAILS
A800	SCHEDULES
A900	ATRIUM OPTIONS
T001	TITLE SHEET

GENERAL NOTES:

1. THE STRUCTURAL DRAWINGS SHALL BE USED IN CONJUNCTION WITH THE SPECIFICATIONS, ARCHITECTURAL, MECHANICAL, ELECTRICAL, AND SANITARY DRAWINGS

2. NEXT LINE IN THE INTERPRETATION OF THE DRAWINGS INDICATED DIMENSIONS SHALL GOVERN AND DISTANCES OR SIZES SHALL NOT BE SCALED FOR CONSTRUCTION PURPOSES

3. BARS OF REINFORCED CONCRETE MEMBERS EXPOSED TO THE WEATHER SHALL BE PROTECTED WITH AT LEAST 1.5" AND IN NO CASE LESS THAN 1" CONCRETE. THESE CONDITIONS MAY BE WAIVED WHEN ADEQUATE WATERPROOFING IS PROVIDED.

4. ALL CONCRETE WORKS SHALL BE DONE IN ACCORDANCE WITH THE ACI-318-87 BUILDING CODE FOR REINFORCED CONCRETE AND ALL STRUCTURAL WORK SHALL BE DONE IN ACCORDANCE WITH AIS C SPECIFICATIONS FOR AS, DO NOT CONFLICT WITH LOCAL BUILDING CODE REQUIREMENTS FOUR HOURS.

5. CONTRACTOR SHALL COORDINATE WITH THE AR, ME, E, AND SE PLANS AS TO THE EXACT SIZES AND LOCATION OF HOLES THROUGH FLOOR SLABS AND WALLS.

AUTODESK

www.autodesk.com/revit

Consultant
Address
Address
Address
Phone

Consultant
Address
Address
Address
Phone

Consultant
Address
Address
Address
Phone

Consultant
Address
Address
Address
Phone

Consultant
Address
Address
Address
Phone

No.	Description	Date

ZEPEDA

HARBOR VIEW OFFICES

TITLE SHEET

Project Number	2024-0043
Date	4-29-2024
Drawn By	SZEPEDA
Checked By	BCHECKER

T001

Scale

5/17/2024 8:12:55 PM