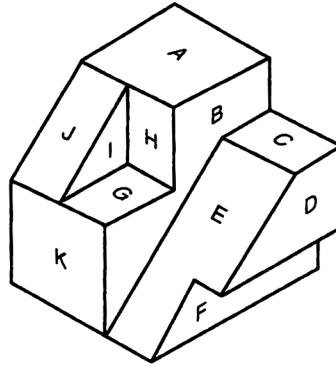
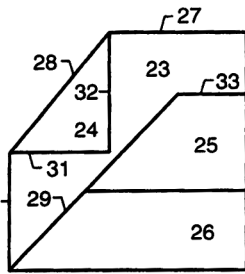
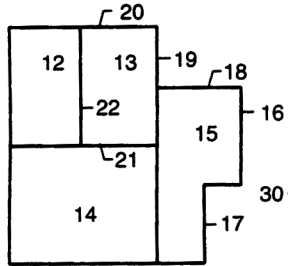
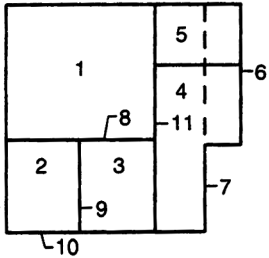
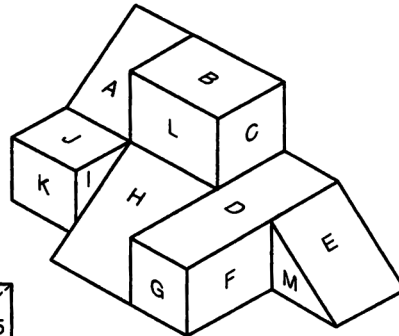
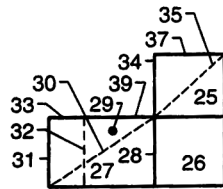
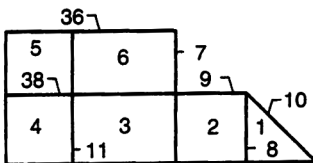
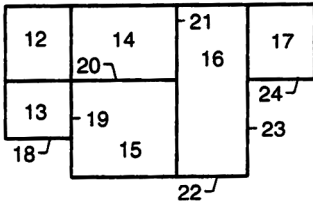


5.16 Figures 5.55 through 5.57. In the table, match the given surface letter from the pictorial drawing with the corresponding surface number from the multi-view drawing for each view.



Surface	Top	Front	Side
A			
B			
C			
D			
E			
F			
G			
H			
I			
J			
K			

(A)



Surface	Top	Front	Side
A			
B			
C			
D			
E			
F			
G			
H			
I			
J			
K			
L			
M			

(B)

FIGURE 5.55